

SMARTDRIVE SAFETY PROGRAM

RESPONSE CENTER FOR DRIVERS

Welcome to the SmartDrive Safety Program! To aid you in understanding your driving style and help you identify opportunities to improve your safe driving, we developed the SmartDrive Response Center for Drivers. This website provides you with up-to-date insights on your performance and provides recommendations where you can improve your skills.

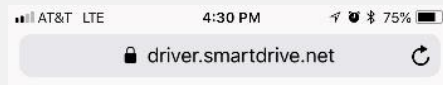


We will first start with accessing the Response Center and logging in. On the next page, we will review how to use the Response Center.

IPHONE / IPAD

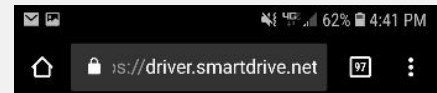
Access the Response Center for Drivers:

1. Tap on the Safari app to launch your internet browser.
2. Enter <https://driver.smartdrive.net/> into Safari address bar.



ANDROID

1. Tap on your internet app to launch your browser.
2. Enter <https://driver.smartdrive.net/> into the browser's address bar.

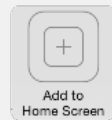


Create a shortcut to the Response Center:

1. While on the SmartDrive login screen, tap the Share button.



2. Tap the Add to Home Screen button.



3. You should now see an App icon on your Home Screen.

1. While on the SmartDrive login screen, press the Menu button.



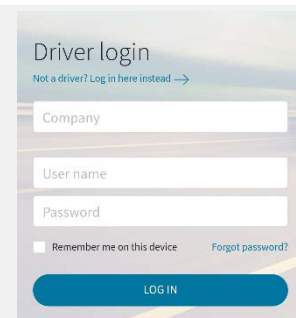
2. From the Menu, tap the Add shortcut to home button.



3. You should now see an App icon on your Home Screen.

Log in for the first time:

1. Tap on the new App icon you created to launch the SmartDrive Response Center for Drivers.
2. Enter your Company, Username, and Password, and tap LOG IN



SMARTDRIVE SAFETY PROGRAM

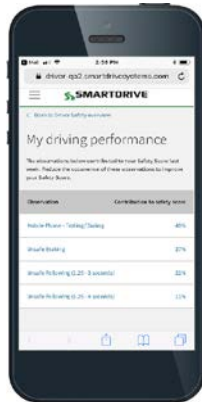
RESPONSE CENTER FOR DRIVERS

How am I doing and how can I improve?

The Response Center for Drivers provides you with the tools you need to see where you're at and how you can improve your safety performance. After you log in, you'll see your current and past performance as measured by your Safety Score. The Safety Score combines your safe driving performance into a single number to make it easy to see how you're doing at a glance. Lower scores indicate safer driving. From here, you can drill down to see what specifically you can do to achieve an even better Safety Score (and exceed any targets that your company may set.)



1. Tap on **View My Performance** at the bottom of the Driver Safety page, which will take you to your **My driving performance**.



2. From the **My driving performance** page, you can view skill areas for improvement, showing their percentage contribution to your Safety Score. Tap on any of these skill areas to view more information on that skill.



3. The **Driving Skills** page lists individual occurrences of specific skills. Tap on an individual occurrence to view **details**.



4. The **Details** page provides additional information about a particular occurrence, including when it occurred, severity, skills, and **location**.



5. You can advance through additional occurrences by swiping **left or right**. Tap **Map** to view where you were when the observation was applied.



6. Tap on **Video** at the top of the page to access a video of the event. The video can be made bigger by using the enlarge icon and turning your phone on its side.

Note: Depending upon your organization's setup, you may not have access to your videos.